
J-10A manual



J-10A parameters



Top View

Length: 3.65M

Wingspan: 2.17M

Height: 1.2m

CG: 415mm (from leading edge)

Surface data:

Aileron: $\pm 20\text{mm}$

Canard: $\pm 15\text{mm}$

Rudder: $\pm 35\text{mm}$

Elevator: $\pm 20\text{mm}$


Packing list




1. Airspeed tube
2. Wing (including leading edge, aileron, elevator)
3. Canard
4. Vertical and rudder
5. Front fuselage
6. Rear Fuselage
7. Oil filler
8. Tail nozzle
9. Fuel tank
10. Hardware

Installation manual

Nose gear




Steering gear servo install




Installation manual

Aileron servo install
Rod length: 142mm
T type servo mount




Elevator servo install
Rod length: 97mm
T type servo mount



Installation manual

Canard servo install
Rod length: 65mm



Leading edge install



Installation manual

Rudder servo install




Attention: During installation, it is necessary to confirm the direction of the slot




Installation manual

Main gear install




Installation manual

Fuselage connection




Bottom fastening screw (M4)




Installation manual

Vertical tail locking

Lock the vertical tail clamp with an M4 screwdriver




Align the screw with the hole on the fuselage, insert and turn clockwise



Installation manual

Connection and locking of wings and fuselage (M4 allen driver)





Equipment installation

The pictures are for reference only



Equipment installation

The pictures are for reference only





Equipment installation

The pictures are for reference only

